



Allen-Bradley

by ROCKWELL AUTOMATION

PointMax I/O, Bulletin 5034

Elevate throughput and engineering flexibility with an integrated, scalable I/O platform



The PointMax™ I/O platform enables you to adapt to modern industrial needs easily with a comprehensive portfolio that offers market-leading performance and high versatility. This remote I/O solution is ideal for discrete, hybrid and process applications in multiple industries.

SMALL AND POWERFUL

- Optimizes footprint through maximum design freedom
- Allows up to 32 modules in one I/O rack
- Enables fast connectivity and control with up to 1 Gbps network and backplane speed
- Operates at temperatures -25...+60 °C (-13...+140 °F) and with XT variants for harsh environments rated to GX

FLEXIBLE I/O ENABLING THE INTEGRATED ARCHITECTURE® SYSTEM

- Offers an extensive range of standard, safety and specialty I/O modules
- Furnishes actionable insights with easy access to advanced diagnostics via highly integrated IO-Link and HART capabilities
- Supports multiple network architecture and topology options such as Parallel Redundancy Protocol (PRP), Device Level Ring (DLR), Linear, and Star
- Delivers expanded technological solutions through the availability of Technology Partner modules
- Works with CompactLogix® 5380, CompactLogix 5480 and ControlLogix® 5580 controllers, using Studio 5000 Logix Designer® application version 36 or later

EFFICIENT DESIGN, OPERATION AND MAINTENANCE

- Provides consistent user experience with tags and data structure common across the 5000 series I/O architecture
- Eases commissioning and maintenance with the use of near-field communication (NFC) technology for IP configuration
- Minimizes engineering time with streamlined device integration, supported by HART and IO-Link technologies
- Reduces downtime with simplified Removal and Insertion Under Power (RIUP)*, online addition and configuration support

* Supported for PointMax standard I/O modules only

DIGITAL AND ANALOG I/O MODULE

Catalog number		Description
5034-IB16	5034-IB16XT	16-point digital input module
5034-IB8	5034-IB8XT	8-point digital input module
5034-OB16	5034-OB16XT	16-point digital output module
5034-OB8	5034-OB8XT	8-point digital output module
5034-OB4	5034-OB4XT	4-point digital output with 2 A module
5034-OW4I	5034-OW4IXT	4-channel relay output isolated 2 A module
5034-UB8	5034-UB8XT	8-point configurable digital input/output module
5034-UB8F	5034-UB8FXT	8-point fast configurable digital input/output module
5034-IF8C	5034-IF8CXT	8-channel analog input current module
5034-IF8V	5034-IF8VXT	8-channel analog input voltage module
5034-IF4	5034-IF4XT	4-channel analog input voltage/current module
5034-IF4IH	5034-IF4IHXT	4-channel analog input HART isolated module
5034-IRT4I	5034-IRT4IXT	4-channel analog input RTD/Thermocouple isolated module
5034-OF4	5034-OF4XT	4-channel analog output module
5034-OF4IH	5034-OF4IHXT	4-channel analog output HART isolated module

SAFETY I/O MODULE

Catalog number		Description
5034-IB8S	5034-IB8SXT	8-point safety digital input module
5034-OB8S	5034-OB8SXT	8-point safety digital output module

SPECIALTY I/O MODULE

Catalog number		Description
5034-IOL4	5034-IOL4XT	4-channel IO-Link master module
5034-ENC	5034-ENCXT	1-channel high-speed counter/SSI encoder module
5034-SERIAL	5034-SERIALXT	1-channel serial RS-232/422/485 module

5034-IB16



5034-IB8SXT



ADAPTERS, BASES AND EXPANSION POWER

Catalog number		Description
5034-AENTR	5034-AENTRXT	EtherNet/IP™ RJ45 adapter Supports up to 32 PointMax I/O modules
5034-MB	5034-MBXT	Mounting base 15 mm
5034-MBSA	5034-MBSAXT	Mounting base 15 mm with SA power
5034-MBPTM	5034-MBPTMXT	Mounting base with power terminal module
5034-EXP	5034-EXPXT	Expansion power module and field

5034-AENTR



REMOVABLE TERMINAL BLOCKS

Catalog number	Description
5034-RTB18	Removable terminal block screw 18-terminals
5034-RTB18S	Removable terminal block spring with pusher 18-terminals
5034-RTBT	Removable terminal block CJC screw
5034-RTBTS	Removable terminal block CJC spring with pusher
5034-RTB24S	Removable terminal block spring with pusher 24-terminals

5034-RTB18



SPECIFICATIONS

Attributes	Adapter	Terminal base assembly I/O module + mounting base + removable terminal base
Dimensions (HxWxD), approx.	131.74 x 64.19 x 75.5 mm (5.18 x 2.52 x 2.97 in.)	132 x 15 x 79 mm (5.19 x 0.59 x 3.11 in.)
Operating temperature	-25...+60 °C (-13...+140 °F) for horizontal orientation -25...+55 °C (-13...+131 °F) for other orientations	
Operating shock	30 g	
Nonoperating shock	50 g	
Vibration	5 g @ 10...500 Hz	
Corrosive resistance classification	IISA S71.04 GX for XT catalogs	

Catalog numbers with the suffix "XT" have additional conformal coating and design considerations that add a greater degree of protection when exposed to harsh, corrosive environments.

See [PointMax I/O System Specifications Technical Data](#) (publication 5034-TD001) for more details.

ACCESSORIES

Catalog number	Description
5034-AENRTB-QTY5	6-pin removable terminal block screw for EtherNet/IP adapter - Pack of 5
5034-AENRTBS-QTY5	6-pin removable terminal block spring for EtherNet/IP adapter - Pack of 5
5034-RTB2-QTY5	2-pin removable terminal block screw for MBSA mounting base - Pack of 5
5034-RTB2S-QTY5	2-pin removable terminal block spring for MBSA mounting base - Pack of 5
5034-SHIELD-QTY5	Shield clamp - Pack of 5
5034-WIREHLD-QTY5	Wirehold - Pack of 5
5034-ECR-QTY5	End cap - Pack of 5
5034-N-QTY5	Filler module - Pack of 5
5034-KEY-QTY5	Removable terminal block keying - Pack of 5

PARTNER MODULES

The expanded Technology Partner offering brings more flexibility, allowing you to choose the I/O for your exact application needs.

Technology Partners	Catalog number	Description
AMCI	5034-PTO-AM	1-channel pulse train output (PTO) module
	5034-PWM-AM	2-channel pulse width modulation (PWM) output module
	5034-RES-AM	2-channel resolver interface module
Hardy	5034-WS-HI	Weight scale module
Helm	5034-PLM-HM	2-channel strain gauge input peak tonnage module
	5034-WM-HM	2-channel weight module
Spectrum	5034-IV8-SC	8-channel sourcing digital input module
	5034-OV8-SC	8-channel sinking digital output module

Partner module description and availability are subject to change at the discretion of our Technology Partners. Information is accurate at the time of this publication.

LEARN MORE





▶ Visit rok.auto/PointMaxIO

▶ Access [PointMax I/O technical documentation](#)



Rockwell Automation recognizes that some of the terms that are currently used in our industry and in this publication are not in alignment with the movement toward inclusive language in technology.

We are proactively collaborating with industry peers to find alternatives to such terms and making changes to our products and content. Please excuse the use of such terms in our content while we implement these changes.

Connect with us.    

rockwellautomation.com — expanding **human possibility**®

AMERICAS: Rockwell Automation, 1201 South Second Street, Milwaukee, WI 53204-2496 USA, Tel: (1) 414.382.2000

EUROPE/MIDDLE EAST/AFRICA: Rockwell Automation NV, Pegasus Park, De Kleetlaan 12a, 1831 Diegem, Belgium, Tel: (32) 2663 0600

ASIA PACIFIC: Rockwell Automation SEA Pte Ltd, 2 Corporation Road, #04-05, Main Lobby, Corporation Place, Singapore 618494, Tel: (65) 6510 6608

UNITED KINGDOM: Rockwell Automation Ltd., Pitfield, Kiln Farm, Milton Keynes, MK11 3DR, United Kingdom, Tel: (44)(1908) 838-800

Allen-Bradley, expanding human possibility, CompactLogix, ControlLogix, FactoryTalk, Integrated Architecture, PointMax, Rockwell Automation, Studio 5000 Logix Designer, and TechConnect are trademarks of Rockwell Automation, Inc.

EtherNet/IP is a trademark of ODVA, Inc.

Trademarks not belonging to Rockwell Automation are property of their respective companies.

Publication 5034-PP001A-EN-P - April 2025

Copyright © 2025 Rockwell Automation, Inc. All Rights Reserved.